



OBSERVATION & SKETCHING

THE ONE ACADEMY

“You should often amuse yourself when you take a walk for recreation, in watching and taking note of the attitudes and actions of men as they talk and dispute, or laugh or come to blows with one another... noting these down with rapid strokes, in a little pocket-book which you ought always to carry with you.”

- Leonardo da Vinci

The art of sketching is prominently seen throughout the ages as a key point in the creation of art. Sketches are essentially a snapshot of life drawn out on a piece of paper, but instead of being detailed and thorough, it captures only the essentials of the subject.

Sketches are an excellent way to gain insight on how an artist perceives the overall form and perspective, sense of volume, movement and feeling of a subject. Usage of light and shade in sketching help breathe life into these rough drawings.

Individuals with a creative interest must cultivate a sharp observation habit to observe things around at any and every moment, and practice drawing every day. Then, you will definitely become a great artist or designer.

This book contains some of the captivating sketches done by our students and alumni.










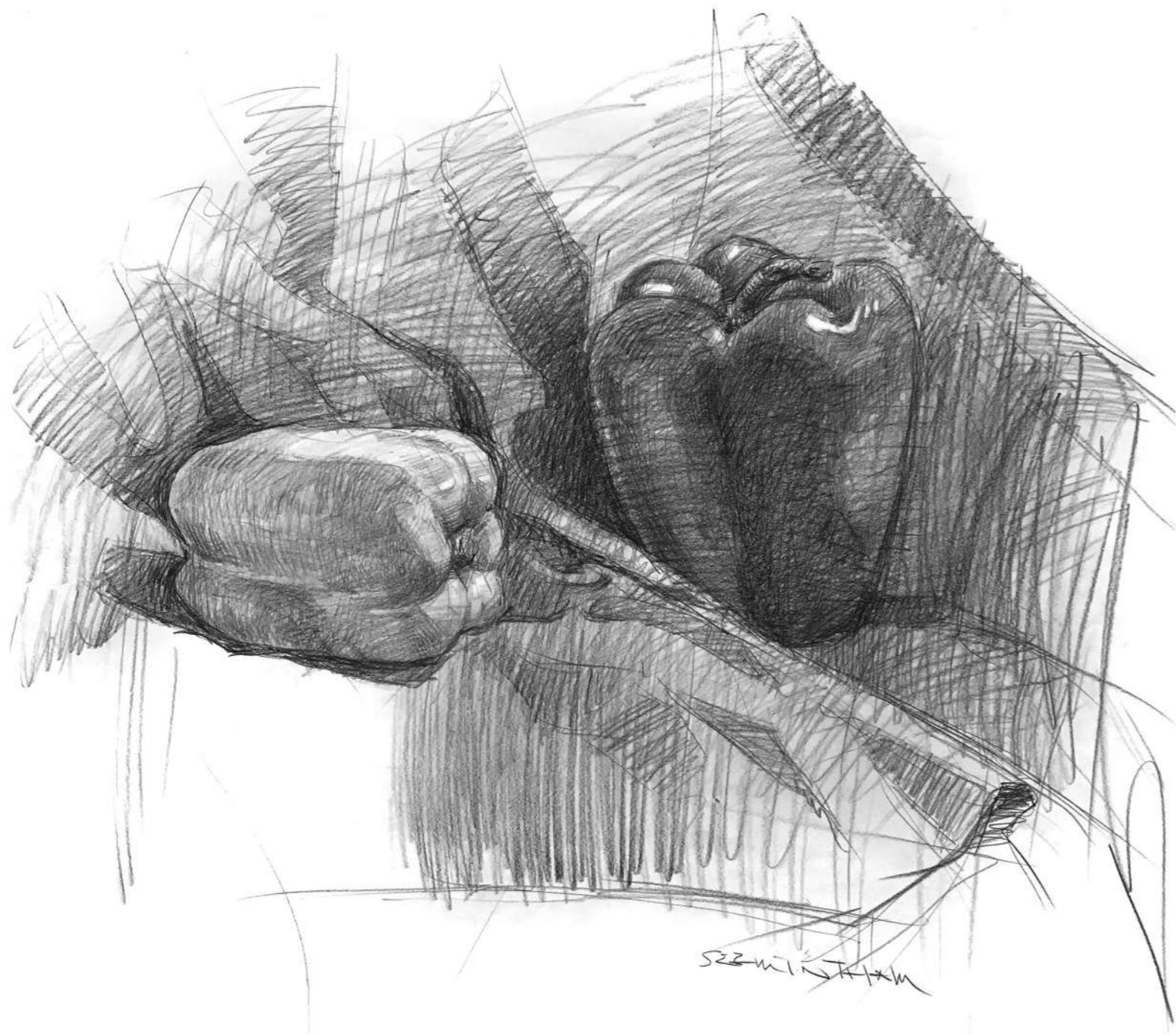


Artist / Tong Khai Koon




Artist / Katrina Yong Yeat Phan



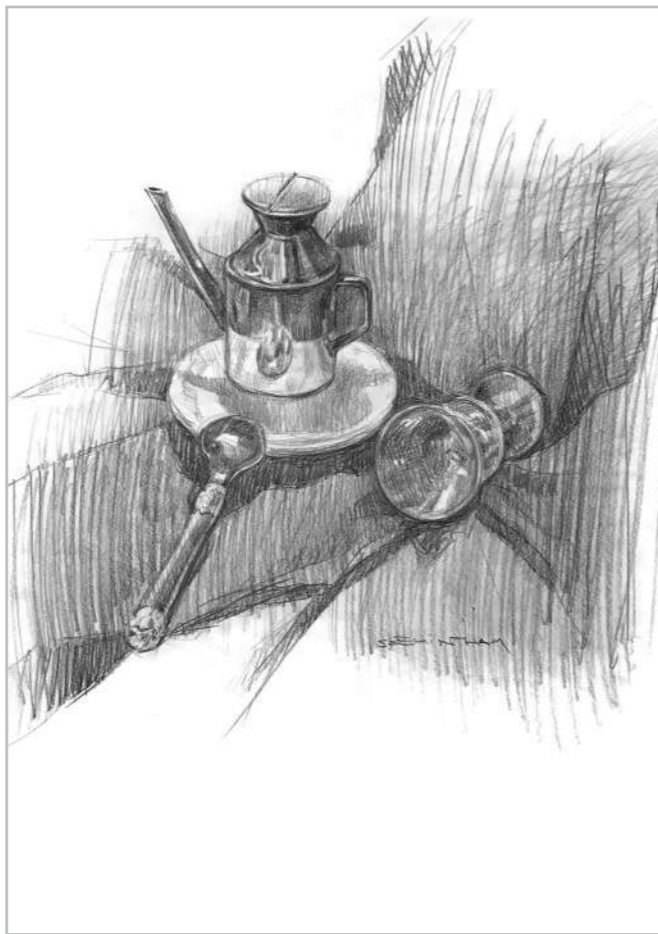




Artist / Tham Sze Min



Artist / Tong Khai Koon





Artist / Tham Sze Min (top), Tong Khai Koon (bottom)

Artist / Tong Khai Koon



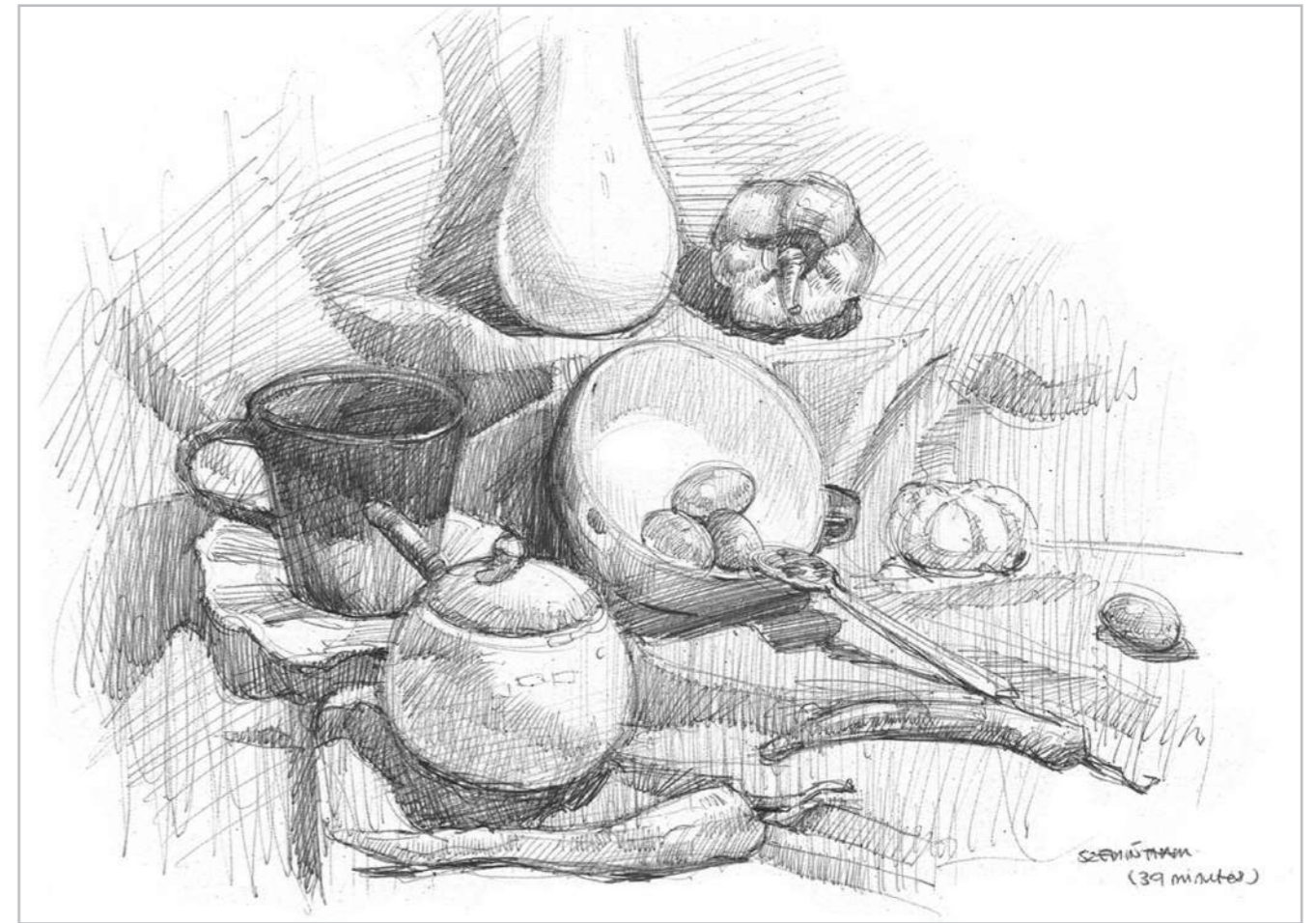
Artist / Tong Khai Koon



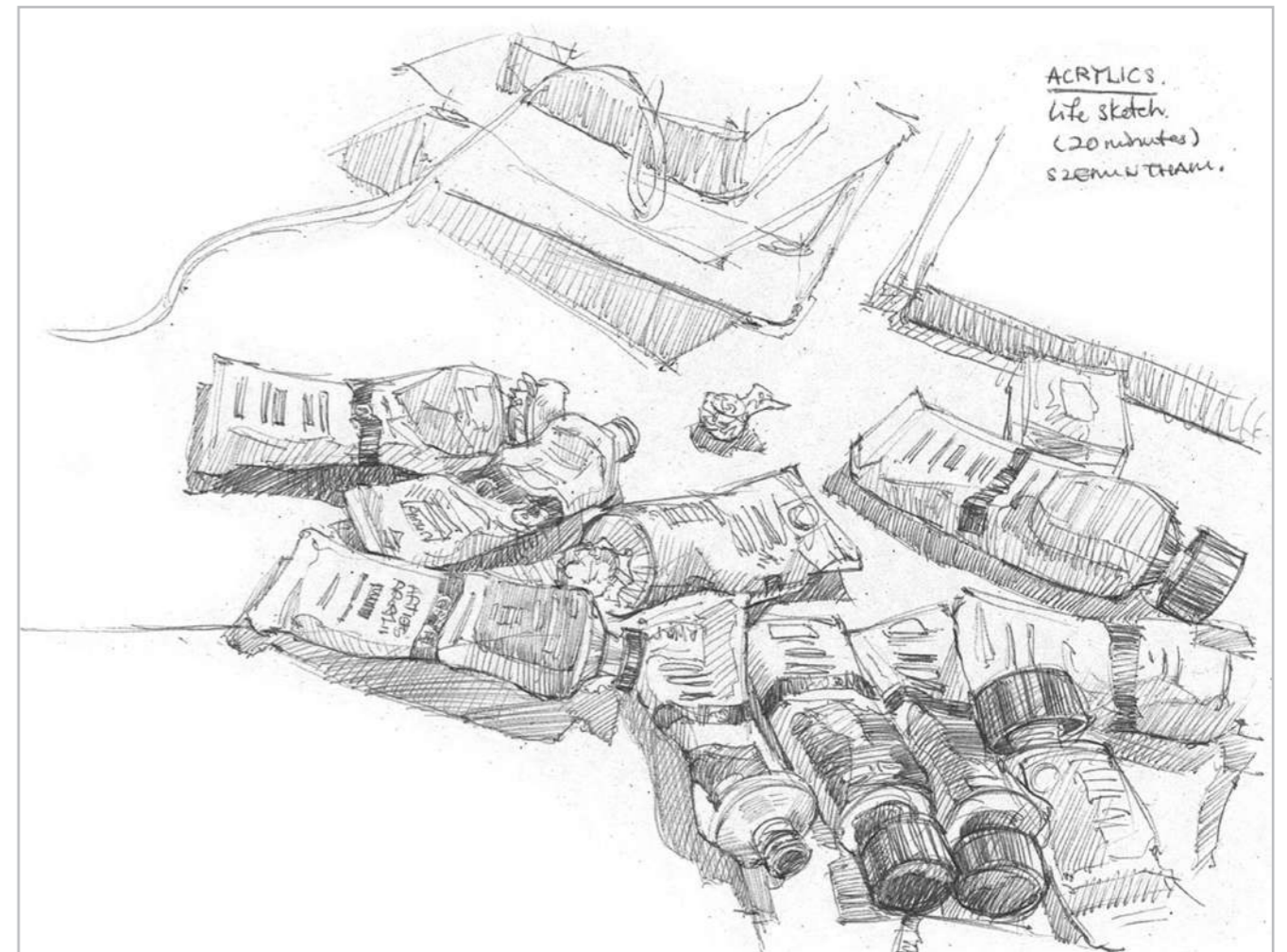
Artist / Tham Sze Min (top), Tong Khai Koon (bottom)



Artist / Tong Khai Koon







SZE MIN THAM
(39 minutes)



ACRYLICS.
life sketch.
(20 minutes)
SZE MIN THAM.


Artist / Tham Sze Min





Artist / Tham Sze Min (top), Tong Khai Koon (bottom)


Artist / Tong Khai Koon (top), Tham Sze Min (bottom)



Artist / Chang Lip Wei




Artist / Chang Lip Wei



Artist / Khoo Boon Tiong



Artist / Khoo Boon Tiong



Artist / Khoo Boon Tiong





DEPT. OF ARCHITECTURE
SUNNY 8/20




DEPT. OF ARCHITECTURE
SUNNY 8/20


Artist / Khoo Boon Tiong



Artist / Khoo Boon Tiong




Artist / Khoo Boon Tiong




Artist / Khoo Boon Tiong



Artist / Chee Wee




Artist / Kinsun Loh



Artist / Leong Hoy Yoke






Artist / Leong Hoy Yoke




Artist / Tan Kok Loon



Artist / Chuah Shih Shin (left), Chang Lip Wei (right)

Artist / Tan Kok Loon



Artist / Soon Fung Cheng



Artist / Tan Kok Loon



Artist / Kinsun Loh



Artist / Kinsun Loh








Artist / Gan Chin Lee



Artist / Gan Chin Lee



Artist / Gan Chin Lee (top left), Yang Kwang Tatt (top right), Tan Kok Loon (bottom)


Artist / Khor Chaw Yang



Artist / Cheng Kuan



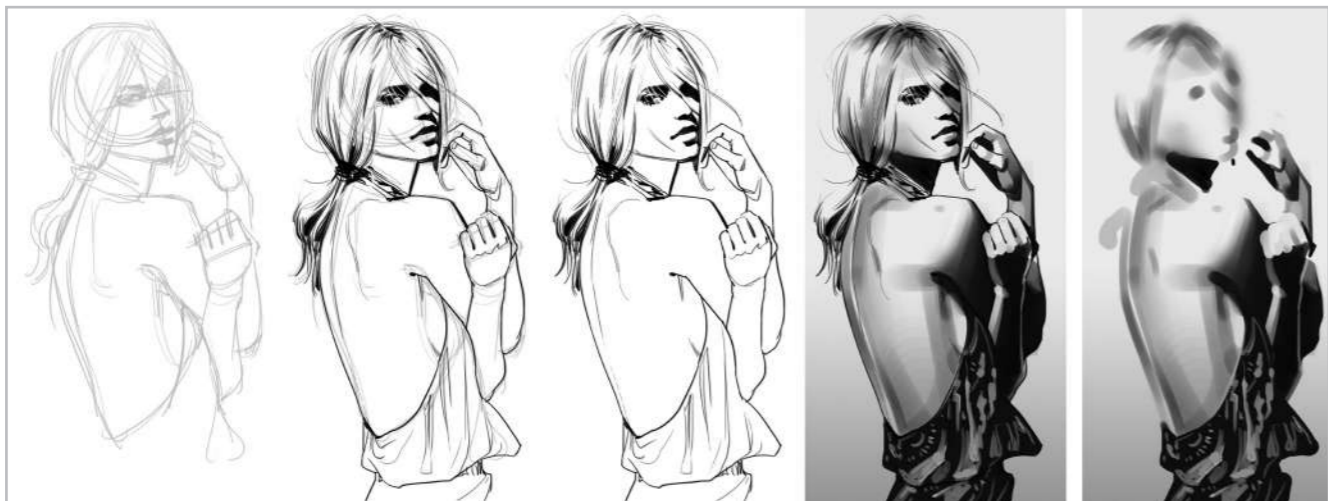
Artist / Lum Choon Kiät



Artist / Vince Low



Artist / Vince Low



Artist / Chuah Shih Shin



Artist / Celine Wong Lai Wah



MATRIX

SKETCHBOOK



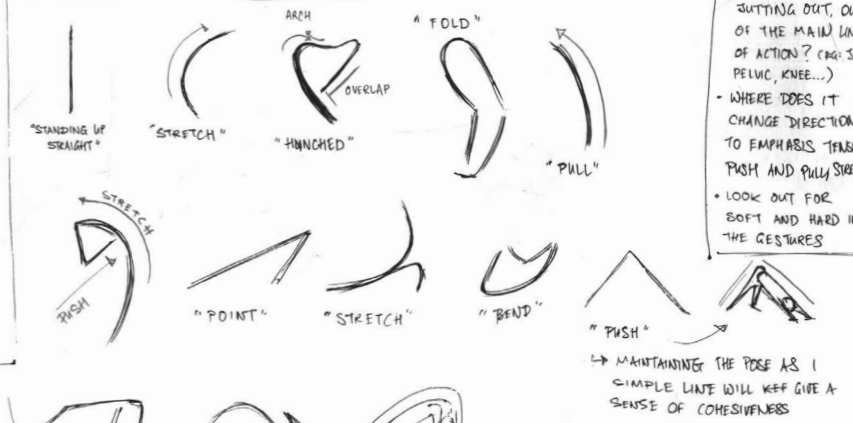
Artist / Ooi Chun Gee

GESTURE DRAWING WITH ALEX WOOD: WEEK 01

- GESTURE DRAWING CONSISTS OF 7 TOPICS
 - LINE OF ACTION
 - SPACE
 - STORY
 - SHAPE
 - EXAGGERATION
 - SILHOUETTE
 - EXTRAPOLATION


- **LINE OF ACTION** = MAIN IDEA / POINT OF THE POSE
- WHEN FIGURING OUT LINE OF ACTION, ASK 2 QUESTIONS:
 - ▷ WHAT IS THE MAIN IDEA OF THE POSE?
 - ▷ HOW TO BEST REPRESENT THAT IDEA WITH A LINE?

20 MINUTE SESSIONS OF 30 SECOND POSES



CONSIDERATIONS


- WHAT ELEMENTS ARE BUTTING OUT, OUT OF THE MAIN LINE OF ACTION? (E.G. SAIL, PELVIC, KNEE...)
- WHERE DOES IT CHANGE DIRECTION TO EMPHASIS? (FOLDING, PUSH AND PULL STRETCH)
- LOOK OUT FOR SOFT AND HARD IN THE GESTURES



1 MIN SILHOUETTE STUDIES



Artist / Zufar Shukur





FINDING THE MAIN IDEA

SUBTLE BUT DELIBERATE
"GRAPHIC" OVERLAP TO
PUSH SENSE OF SPACE

NECK FOLLOW CENTER LINE OF COLLAR BONE







2005.09.
吉隆坡 manek.



淡小部
往南藝角
花散



Artist / Khoo Boon Tiong (bottom left), Gan Chin Lee (top & bottom right)

Artist / Sin Way Chyuan




Artist / Celine Wong Lai Wah

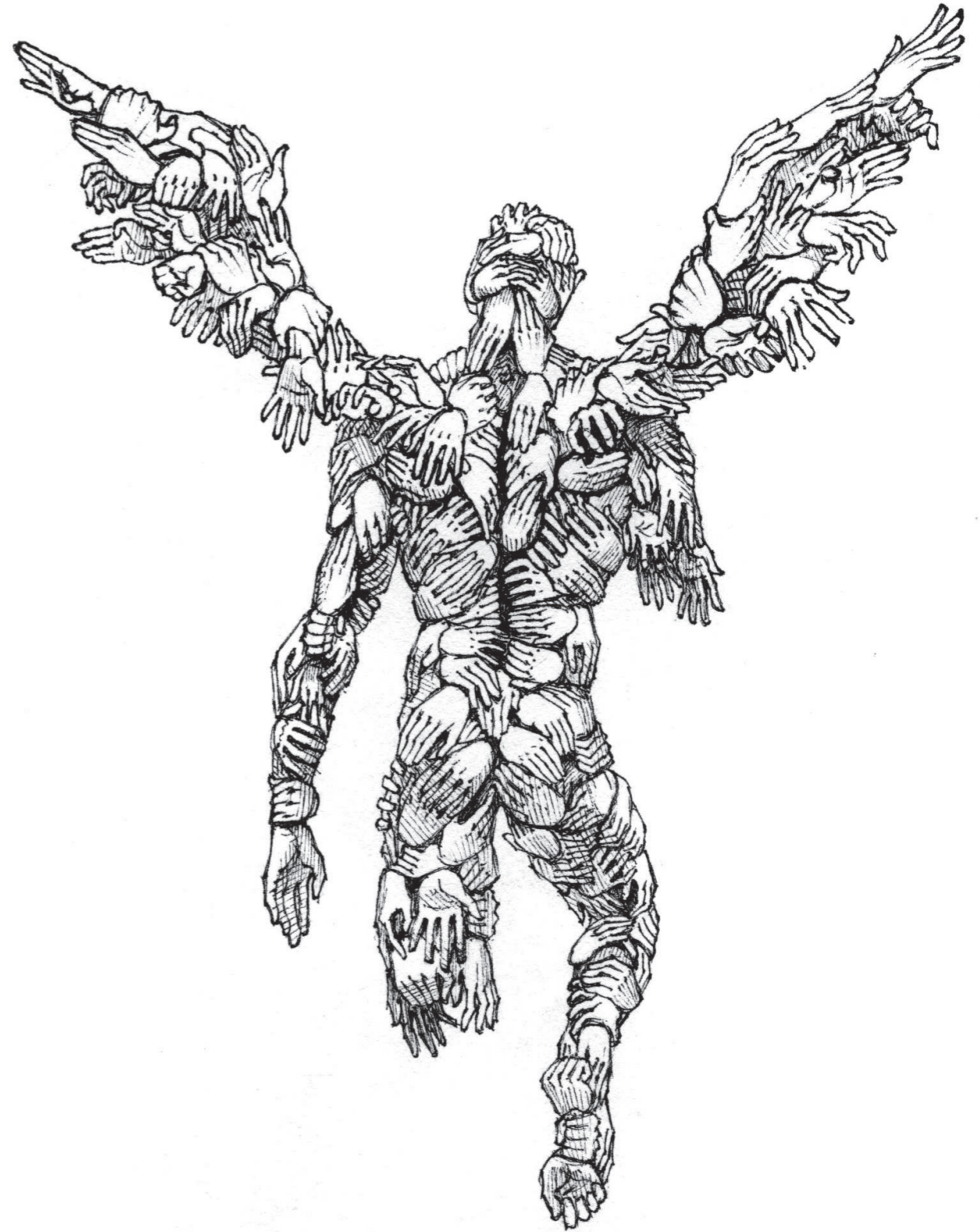


Artist / Kinsun Loh

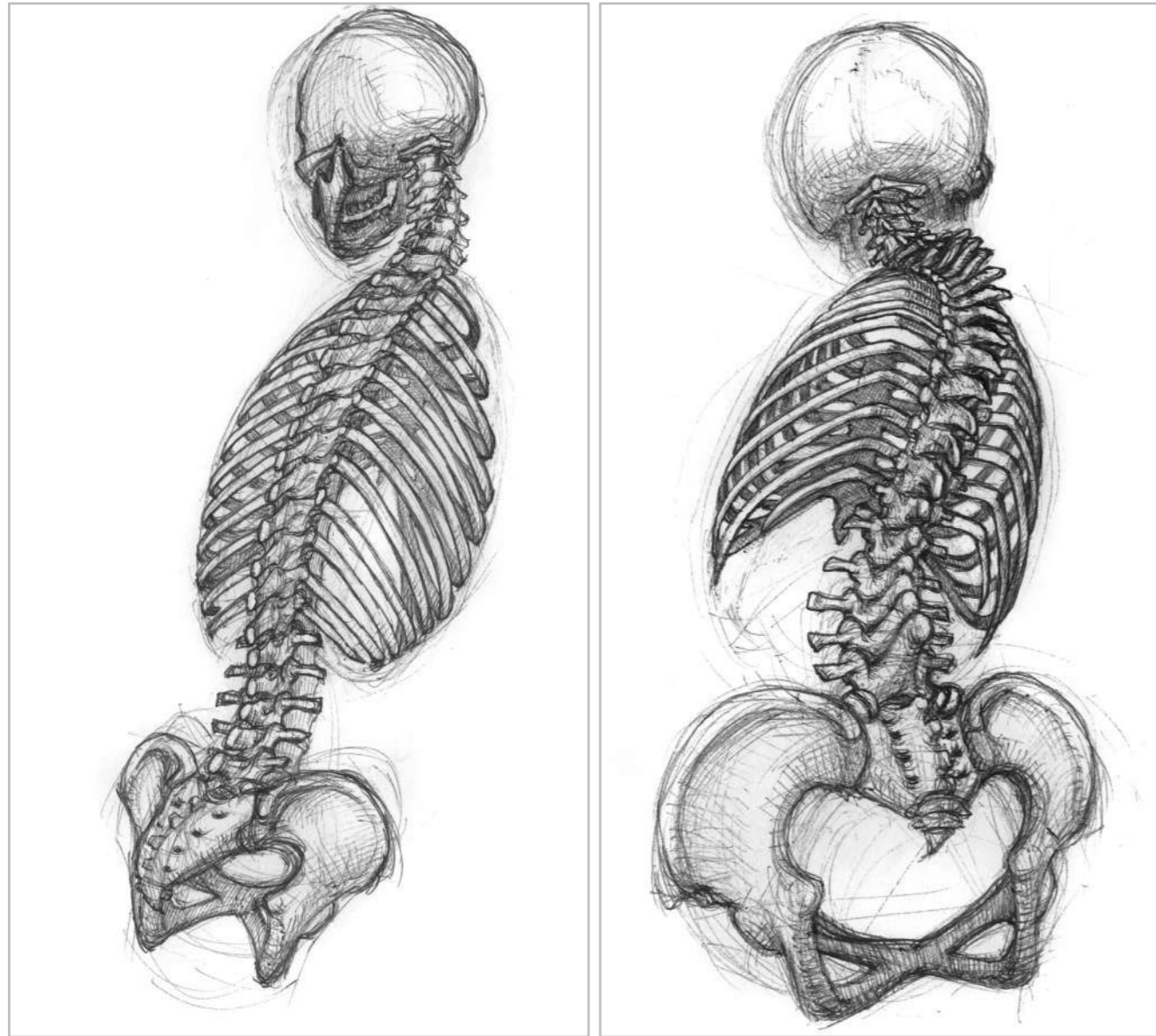




Artist / Sin Way Chyuan






Artist / Sin Way Chyuan



Artist / Sin Way Chyuan



Artist / Sin Way Chyuan



PLAY WITH INTERESTING SHAPE!



viking?
Hobbit?


Robot?



月州 → 月亮很圆很大，会不会
是因月兽？
→ 像月亮的尾巴，像
云的身体？

青龍 — 双角为龙, 单角为蛟.
 — 皇帝, 东方, 五行属木
 青色属木


青龙, 白虎,
 朱雀, 玄武



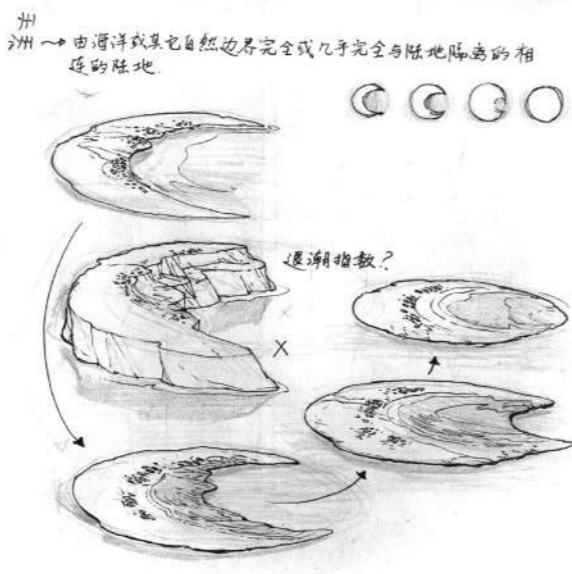







青龍概念





青龍概念






*加一些日常生活: 穿衣, 晒衣, 钓鱼
 *待完区, 几辆一起





外星人指挥
绑架人质
地球
MICG

机械人
回忆
蜘蛛
小女孩



* 反特的能源装置出现时刻。




最后出现的小女孩



小女孩


头盔



1812 (毁坏后)

居民用

手套 可能有背包?



* DEADLINE

- BAYEK - 1 MUSEUM POS.
- 1 ARCHIVE DYNAMIC
- 1 SWORD DYNAMIC

PAGE IDEAS - NEED CONSTRUCTION CHANGE.

LINE SIDE PROPS

- CURVED BLADE.
- BOW AND SWORD

HELL KNIGHTS OF THE ROUND



EACH HELL KNIGHT REIGNS FROM A DIFFERENT GALACTIC AREA.

EACH HELL KNIGHT HAS THEIR OWN SWORDS, RINGS AND PEARLS. OUR HERO TRAVELERS THE INTERGALACTIC PLAINS TO BRIDGE WITH GAGA OF THE KNIGHTS IN SEARCH OF AN ANSWER.



- I KING ARTHUR
- II LANCELOT
- III GALAHAD
- IV PERCEVAL
- V BOES
- VI LAMORCAE
- VII KAY
- VIII GAZETH
- IX BEDIUGER
- X GAWGUIS
- XI GARRAD
- XII TRISTAN



LANCELOT

THE FURIOUS BLADE - RAISED BY THE LADY OF THE LAKE - HELL KNIGHT OF THE BLACK DEPTHS - ONCE A RED CROSS HELLENIGHT - PUNISHED THE SEARCH FOR THE UNHOLY GRAIL - FATHER OF HELL KNIGHT GALAHAD.

SEA - PAGES - ROMAN - SWEDEN - OVEN WINGS?

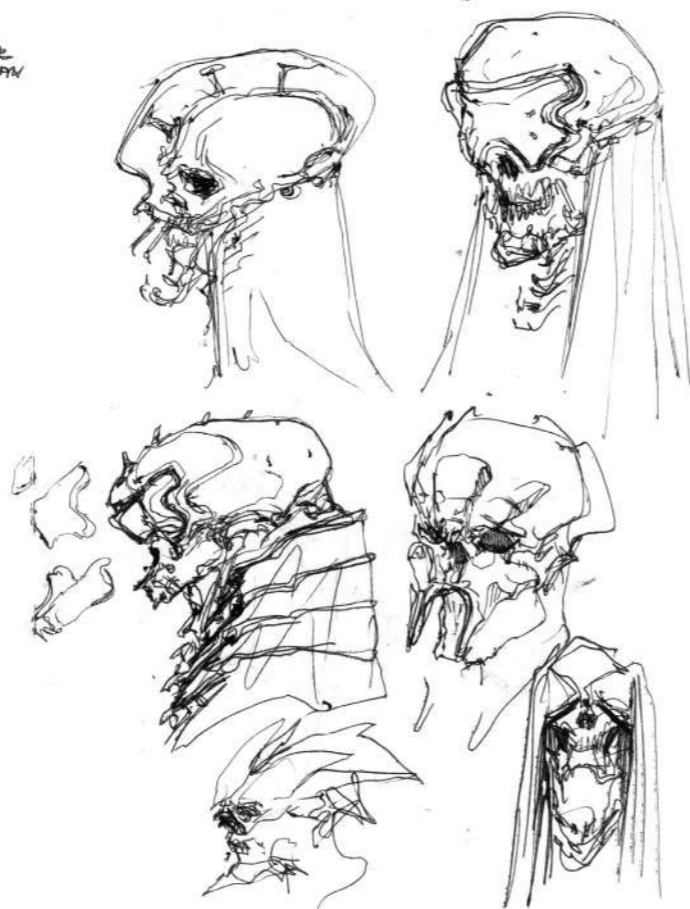
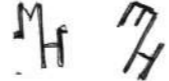



URBAN PACIFICATION BIO DRONS.

CARRION UNITS? REANIMATED CORPSES FOR SERVICE.

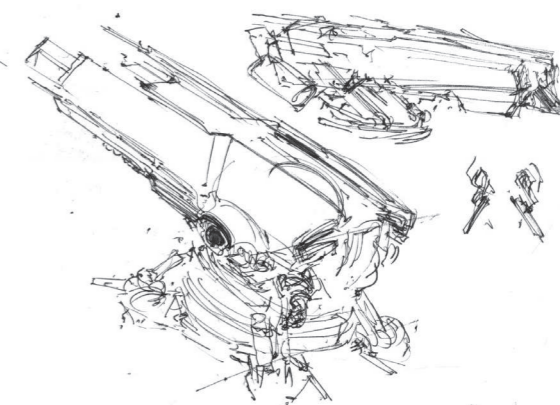
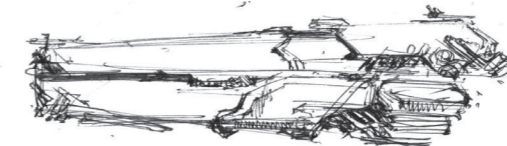
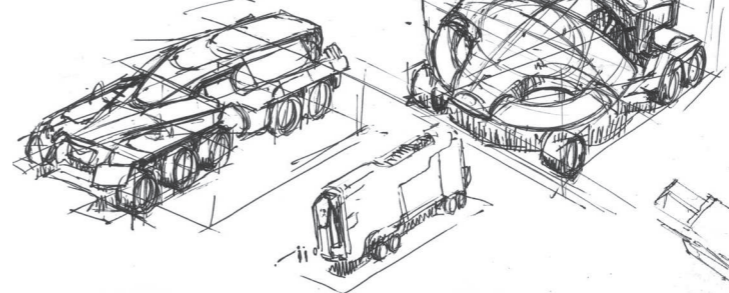



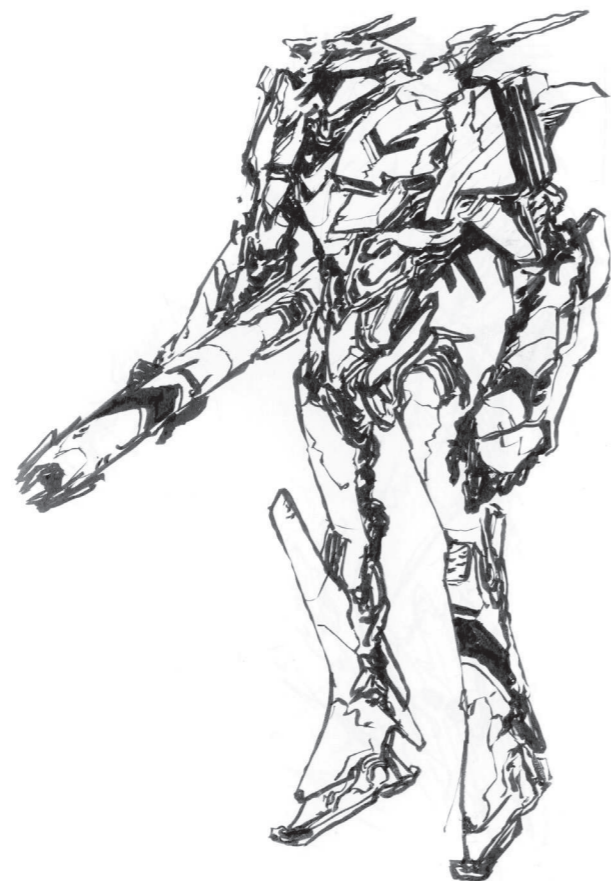
IN THE WINGS OF WULF


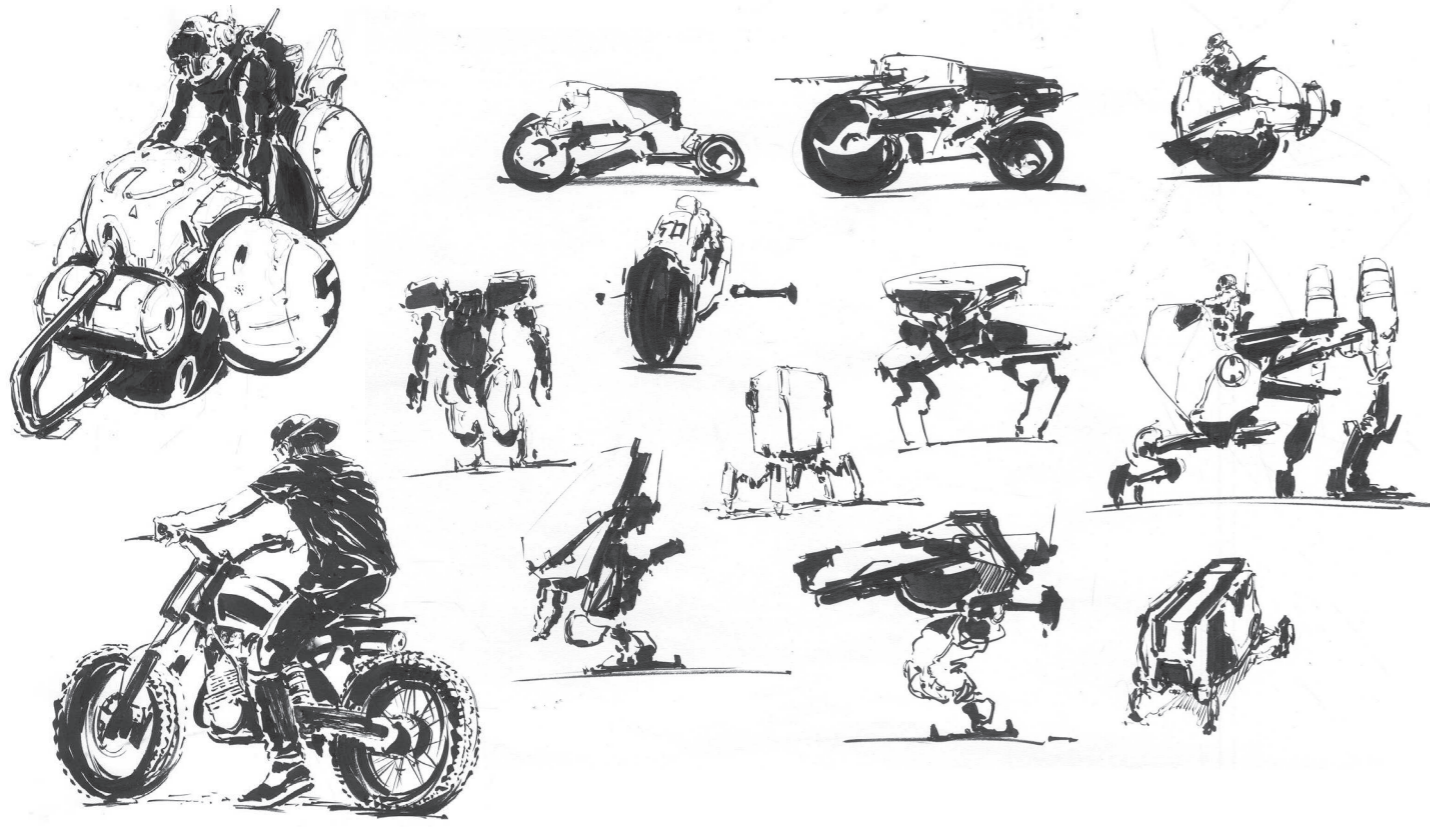

CARRION FUTURE DEATH






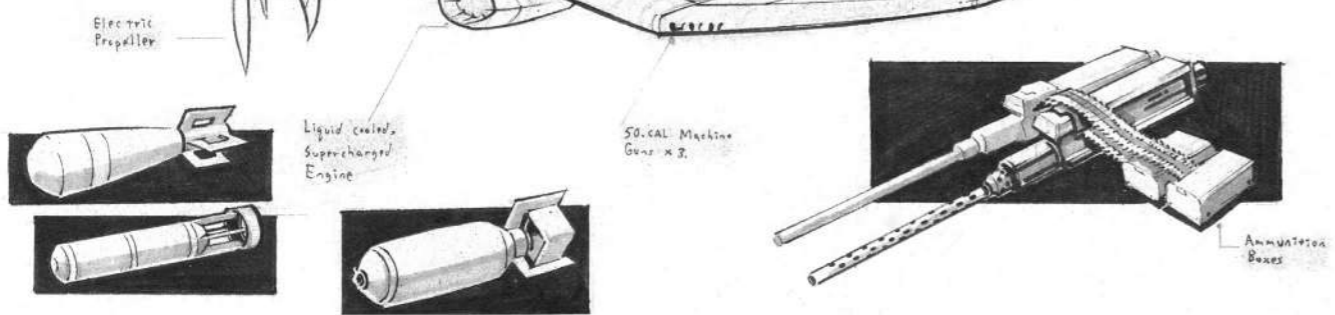
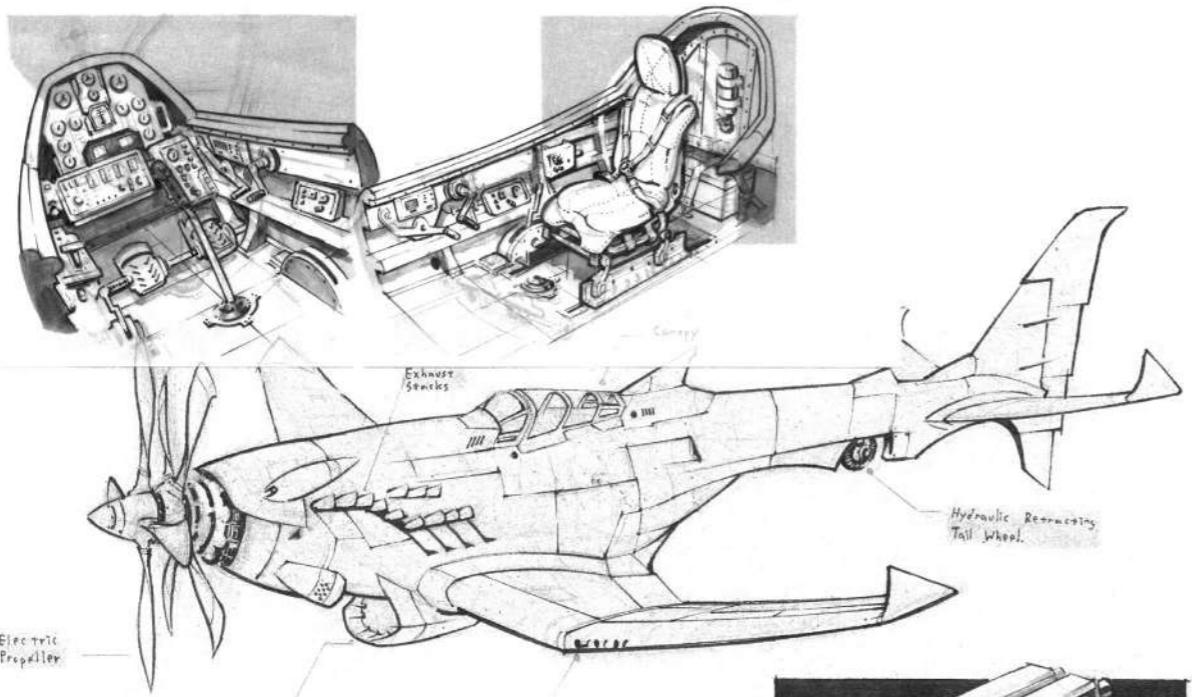

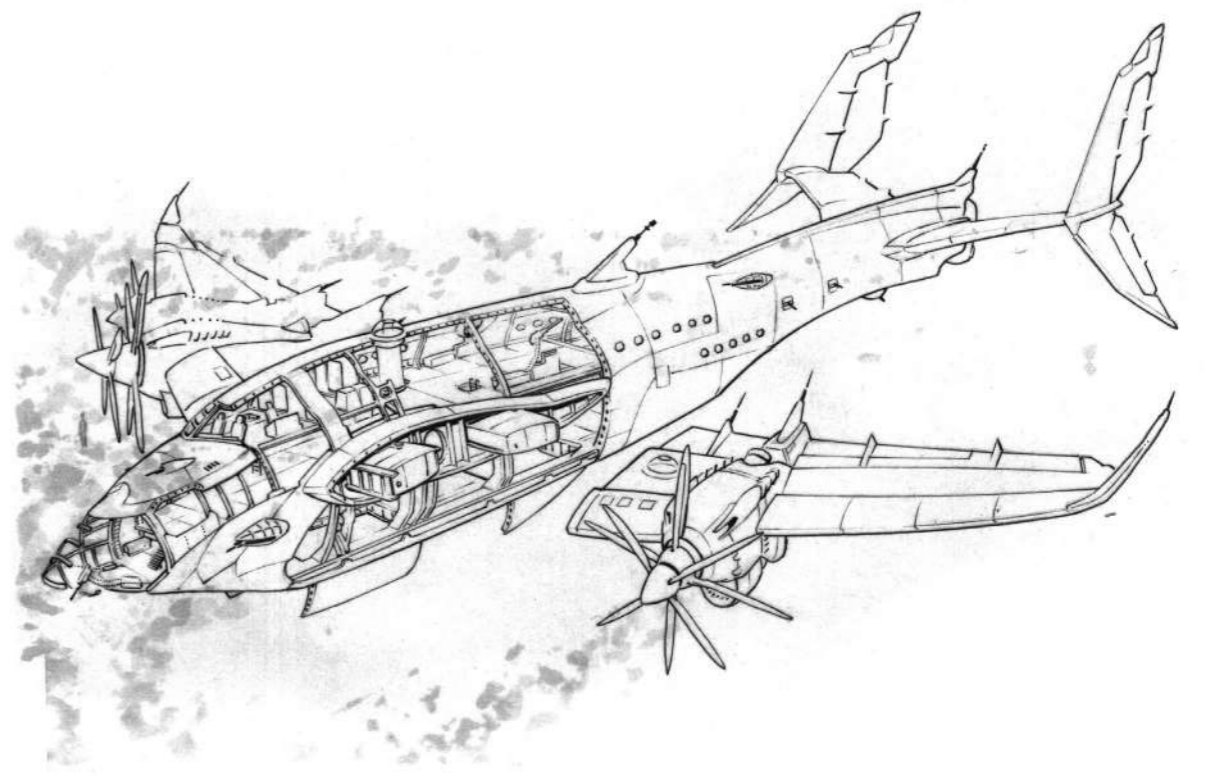
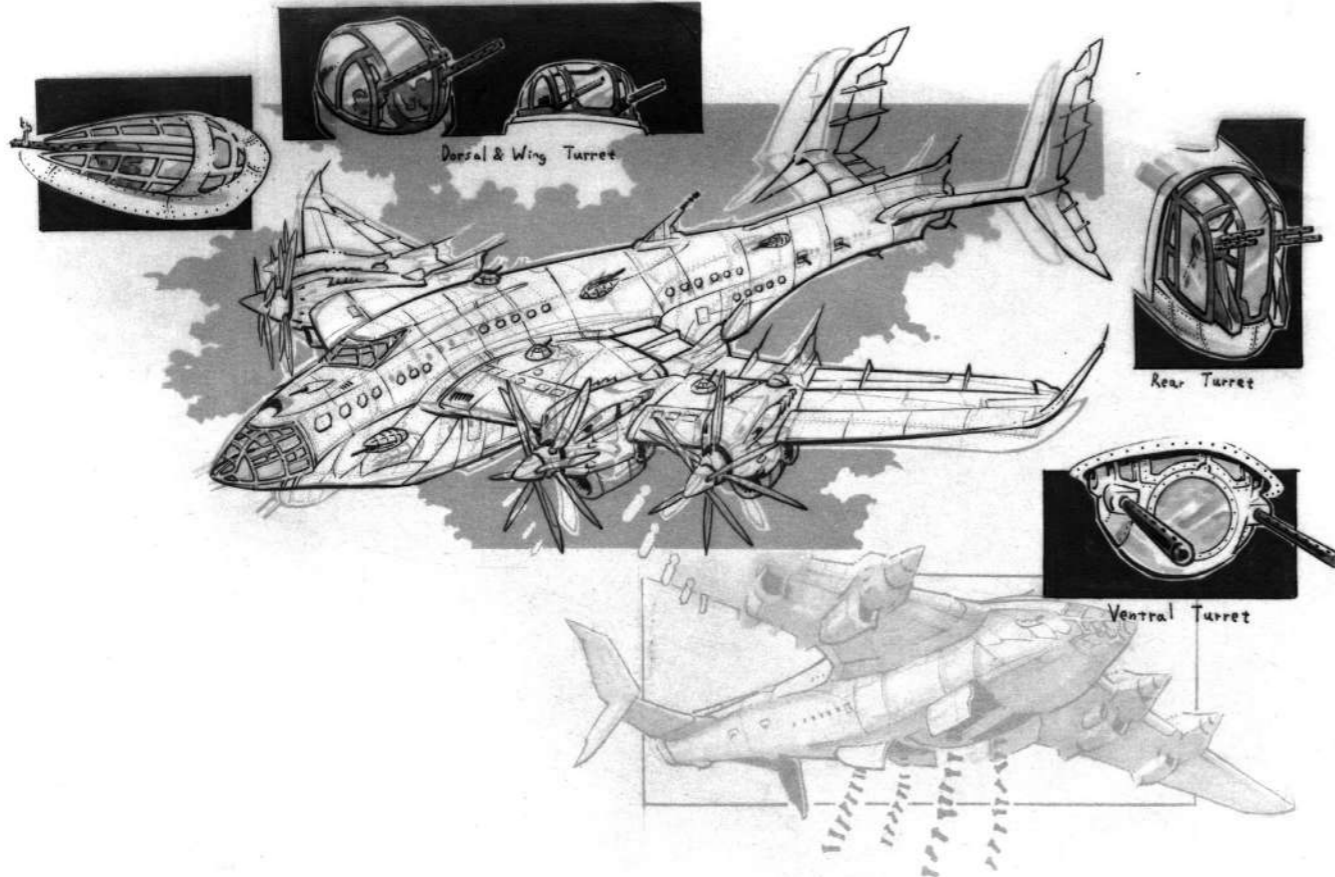
SCAVENGER // wire ...
scavenger





Artist / Jarold Sng (top left), Kobe Sek (top right & bottom)

Artist / Kobe Sek






Artist / Cheong Soon Seng

Artist / Cheong Soon Seng (top), Ellie Yong (bottom)







Artist / Jarold Sng





Artist / Kinsun Loh



ACKNOWLEDGEMENTS

The One Academy would like to extend a heartfelt thanks to our course director, lecturers, alumni and students. More specifically, we thank them for providing defining work and planting the seeds of passion that inspire the coming generations in this industry. This publication would not have happened without their contributions.

Last but not least, we thank you for sparing a few moments on this artbook.

Celine Wong Lai Wah

Chang Lip Wei

Chee Wee

Cheng Kuan

Cheong Soon Seng

Chong Vernie

Chuah Shih Shin

Ellie Yong

Gan Chin Lee

Jarold Sng

Katrina Yong Yeat Phan

Khor Chew Yang

Khoo Boon Tiong

Kinsun Loh

Kobe Sek

Leong Hoy Yoke

Lim Siau Fan

Lum Choon Kiat

Ooi Chun Gee

Sin Way Chyuan

Soon Fung Cheng

Tan Kok Loon

Tham Sze Min

Timmy Tan Cheong Kwee

Tong Khai Koon

Vince Low

Yang Kwang Tatt

Zufar Shukor

THE ONE ACADEMY
MASTERS TRAIN MASTERS



OBSERVATION & PORTRAITURE

THE ONE ACADEMY

*“Every portrait that is painted with feeling
is a portrait of the artist, not of the sitter.”*


- Oscar Wilde

The art of portraiture is as old as art itself with roots that go back to tribal days with instances of portraiture being found on the walls of caves. Portraits, regardless of the medium used to produce, all aim to capture the portrayal, special charm, and personality of the portrait's subject. A blend of colour in varying tones are used to add character to portraits while a diverse range of techniques is used to achieve the desired finish.

Regardless of whether it is through sculpture, painting, photography, digital or other creative means, portraits never fail to amaze as they provide an opportunity for viewers to not only appreciate the subject as a whole but also to see it through the artist's eyes.

To become a great artist or designer, one must cultivate a sharp observation habit to observe things around you at every moment, and never cease to practice drawing.

This book contains some of the breathtaking portraits done by our students and alumni.



Artist / Kinsun Loh
Medium / Digital Painting (Photoshop)



Artist / Chew Syan Shan
Medium / Digital Painting



Artist / Seamus Tan
Medium / Digital Painting (Photoshop)



Artist / Sack Tin Lim
Medium / Digital Painting



Artist / Sack Tin Lim
Medium / Digital Painting



Artist / Sack Tin Lim
Medium / Digital Painting



Artist / Sack Tin Lim
Medium / Digital Painting



Artist / Sack Tin Lim
Medium / Digital Painting

SACK




Artist / Sack Tin Lim
Medium / Digital Painting



Artist / Sack Tin Lim
Medium / Digital Painting



Artist / Sack Tin Lim
Medium / Digital Painting




Artist / Sack Tin Lim
Medium / Digital Painting



Artist / Sack Tin Lim
Medium / Digital Painting



Artist / Lum Choon Kiat
Medium / Digital Painting






Artist / Lum Choon Kiat
Medium / Digital Painting



Artist / Richard Foo
Medium / Digital Painting



Artist / Lum Choon Kiat
Medium / Digital Painting



Artist / Khor Chaw Yang
Medium / Digital Painting




Artist / Khor Chaw Yang
Medium / Digital Painting




Artist / Khor Chaw Yang
Medium / Digital Painting



Artist / Khor Chaw Yang
Medium / Digital Painting



Artist / Richard Foo
Medium / Digital Painting




Artist / Chew Syan Shan
Medium / Digital Painting



Artist / Chew Syan Shan
Medium / Digital Painting




Artist / Chew Syan Shan
Medium / Digital Painting



Artist / Chew Syan Shan
Medium / Digital Painting



Artist / Kinsun Loh
Medium / Digital Painting (Procreate)




Artist / Kinsun Loh
Medium / Digital Painting (Procreate)



Kinsun

Artist / Kinsun Loh
Medium / Designer Gouache




Kinsun

Artist / Kinsun Loh
Medium / Designer Gouache



Artist / Kinsun Loh
Medium / Digital Painting (Photoshop)



Artist / Kinsun Loh
Medium / Digital Painting (Photoshop)



Artist / Kinsun Loh
Medium / Traditional Mixed Media




Artist / Sack Tin Lim
Medium / Digital Painting



1. Artist / Khoo Boon Tiong
Medium / Digital Painting


2. Artist / Sack Tin Lim
Medium / Digital Painting




Artist / Khoo Boon Tiong
Medium / Digital Painting




Artist / Khoo Boon Tiong
Medium / Digital Painting



Artist / Khoo Boon Tiong
Medium / Digital Painting



Artist / Khoo Boon Tiong
Medium / Digital Painting



Artist / Khoo Boon Tiong
Medium / Digital Painting



Artist / Leong Hoy Yoke
Medium / Digital Painting




Artist / Leong Hoy Yoke
Medium / Digital Painting

Leong Hoy Yoke



Artist / Leong Hoy Yoke
Medium / Digital Painting



Artist / Khoo Boon Tiong
Medium / Digital Painting




Artist / Kinsun Loh
Medium / Digital Painting (Procreate)



Artist / Kenny Iskandar
Medium / Digital Painting



Artist / Kenny Iskandar
Medium / Digital Painting



Artist / Richard Foo
Medium / Digital Painting



Artist / Richard Foo
Medium / Digital Painting



Artist / Kinsun Loh
Medium / Digital Painting



Artist / Lim Sing Hooi
Medium / Digital Painting



Artist / Tan Kok Loon
Medium / Digital Painting



Artist / Kinsun Loh
Medium / Digital Painting (Corel Painter)



Artist / Khoo Boon Tiong
Medium / Digital Painting



Artist / Hoen Yun
Medium / Digital Painting



Artist / Ho Hong Yen
Medium / Digital Painting



Artist / Hoan Yun
Medium / Digital Painting



Artist / Kinsun Loh
Medium / Digital Painting (Corel Painter)



Artist / Hoo Cheng Yong
Medium / Digital Painting



Artist / Katrina Yong Yeat Fhan
Medium / Digital Painting



Artist / Chuah Shih Shin
Medium / Digital Painting



Artist / Hoenan Yun
Medium / Digital Painting



Artist / Leong Hoy Yoke
Medium / Digital Painting




Artist / Tan Kok Loon
Medium / Digital Painting




Artist / Tan Yu Chi
Medium / Digital Painting



Artist / Kinsun Loh
Medium / Traditional Mixed Media







Artist / Kinsun Loh
Medium / Traditional Mixed Media




Artist / Lum Choon Kiat
Medium / Digital Painting



Artist / Lum Choon Kiat
Medium / Digital Painting




Artist / Khor Chaw Yang
Medium / Digital Painting



Artist / Khor Chaw Yang
Medium / Digital Painting



Artist / Sack Tin Lim
Medium / Digital Painting



ACKNOWLEDGEMENTS

The One Academy would like to extend a heartfelt thanks to our course director, lecturers, alumni and students. More specifically, we thank them for providing defining work and planting the seeds of passion that inspire the coming generations in this industry. This publication would not have happened without their contributions.

Last but not least, we thank you for sparing a few moments on this artbook.

Chew Syan Shan

Chuah Shih Shin

Ho Hong Yen

Hoean Yun

Hoo Cheng Yong

Katrina Yong Yeat Fhan

Kenny Iskandar

Khoo Boon Tiong

Khor Chaw Yang

Kinsun Loh

Leong Hoy Yoke

Lim Sing Hooi

Lum Choon Kiat

Richard Foo

Sack Tin Lim

Seamus Tan

Tan Kok Loon

Tan Yu Chi

THE ONE ACADEMY
MASTERS TRAIN MASTERS